

# Doll Tag Clothing Patterns

Available for purchase from PixieFaire.com - Checklist Updated: 1 February 2016

## SEWING PATTERNS for 18 inch SOFT BODY DOLLS

<p><b>World Cultures Collection</b> <b>Dirndl</b> Button and Lace-Up</p> <p>Skill Level: Easy / Intermediate</p> <p>Pattern Includes: Dirndl Dress, Blouse, Apron</p> <p>Step-by-Step PDF Sewing Pattern and Instructions for 18" dolls</p>	<p><b>World Cultures Collection</b> <b>MING LIN</b> Simple Cheongsam</p> <p>Step-by-Step PDF Sewing Pattern and Instructions for 18" dolls</p> <p>Skill Level: Easy</p>	<p><b>World Cultures Collection</b> <b>VOORTREKKER</b> South African Pioneer</p> <p>Skill Level: Easy / Intermediate</p> <p>Pattern Includes: Dress, Bonnet, Bloomers, Shawl</p> <p>Step-by-Step PDF Sewing Pattern and Instructions for 18" dolls</p>	<p><b>Rodeo Cowgirl</b> PDF Pattern and Instructions for 18" dolls</p> <p>Skill Level: Intermediate</p>
---	---	--	---

<p><b>Princess Nadia</b></p> <p>Skill Level: Easy / Intermediate</p> <p>Step-by-Step PDF Sewing Pattern and Instructions for 18" dolls</p>	<p><b>Cotton Clouds</b></p> <p>Two Dress Options: Regular or Two-Tone</p> <p>Bonus: Short Bloomers Included</p> <p>Skill Level: Easy / Intermediate</p> <p>Step-by-Step PDF Sewing Pattern and Instructions for 18" dolls</p>	<p><b>Lady Nicoli</b></p> <p>2 Dress Lengths Included</p> <p>Skill Level: Easy / Intermediate</p> <p>Step-by-Step PDF Sewing Pattern and Instructions for 18" dolls</p>	<p><b>Nordic Summer</b></p> <p>Dress &amp; 2 Bolero Styles</p> <p>Skill Level: Easy / Intermediate</p> <p>Step-by-Step PDF Sewing Pattern and Instructions for 18" dolls</p>
--	---	---	--

<p><b>CLOUD NINE</b></p> <p>Dress &amp; Top</p> <p>Skill Level: Easy / Intermediate</p> <p>Step-by-Step PDF Sewing Pattern and Instructions for 18" dolls</p>	<p><b>Spring Blossom</b></p> <p>Sleeves or Sleeveless Dress or Top</p> <p>Skill Level: Easy / Intermediate</p> <p>Step-by-Step PDF Sewing Pattern and Instructions for 18" dolls</p>	<p><b>Carousel</b></p> <p>Dress &amp; Vest Patterns Included</p> <p>3 Different looks can be created!</p> <p>Skill Level: Intermediate</p> <p>PDF Sewing Pattern for 18" Dolls</p> <p>Step-by-Step Instructions</p>	<p><b>Strawberry Patch</b></p> <p>Step-by-Step PDF Sewing Pattern and Instructions to fit 18" dolls</p> <p>Skill Level: Easy</p> <p>Pattern Includes: Top and Pants</p>
---	--	---	---



Doll Tag Clothing



**Chef Uniform and Accessories**

Skill level: Intermediate

**Chef**

Step-by-Step PDF Sewing Pattern and Instructions for 18" dolls

Copyright © 2014 Doll Tag Clothing

Doll Tag Clothing



**FIREFIGHTER**

Pattern Includes:  
\* Turnout Jacket  
\* Pants

Skill level: Easy to Intermediate

Step-by-Step PDF Sewing Pattern and Instructions for 18" dolls

Copyright © 2014 Doll Tag Clothing

Doll Tag Clothing



**Doctor's Lab Coat**

2 Coat Lengths Included

Skill level: Easy

Step-by-Step PDF Sewing Pattern and Instructions for 18" dolls

Copyright © 2014 Doll Tag Clothing

Doll Tag Clothing



**Hospital Patient**


Includes Printable to make X-Rays and Radiology Envelope

PDF Sewing Pattern and Instructions for 18" Dolls

Skill level: Easy to Intermediate

Copyright © 2014 Doll Tag Clothing

Doll Tag Clothing



**ARMY COMBAT UNIFORM**

Pattern Includes:  
Jacket  
Pants  
Patrol Cap

Skill level: Intermediate

Step-by-Step PDF Sewing Pattern and Instructions for 18" dolls

Copyright © 2014 Doll Tag Clothing

Doll Tag Clothing



Pattern Includes:  
\* Pajama Jacket - 2 sleeve lengths  
\* Pants or Shorts

Skill level: Easy

Step-by-Step PDF Sewing Pattern and Instructions for 18" dolls

**Heartwarming Pajamas**

Copyright © 2014 Doll Tag Clothing

Doll Tag Clothing



**Pajama Top & Ruched Pants**

Skill level: Easy / Intermediate

Variations Included:  
3 Sleeve lengths  
3 pants Lengths

**Sweet Dreams**

Step-by-Step sewing pattern and instructions for 18" Dolls

Copyright © 2014 Doll Tag Clothing

Doll Tag Clothing



**Slumberland**


Skill level: Easy

Pattern Includes:  
Top or Dress and Pants

Step-by-Step PDF Sewing Pattern and Instructions to fit 18" dolls

Copyright © 2015 Doll Tag Clothing

Doll Tag Clothing



**Forty Winks**


**Pajama Nightie**

Skill level: Easy

Step-by-Step PDF Sewing Pattern and Instructions for 18" dolls

Copyright © 2015 Doll Tag Clothing

Doll Tag Clothing



**The Jumpsuit**

Jumpsuit Pants or Shorts or Dress

Variations Included:  
3 Sleeve lengths  
3 Necklines

PDF Sewing Pattern and Instructions for 18" Dolls

Skill level: Easy

Copyright © 2014 Doll Tag Clothing

Doll Tag Clothing



**Gym Class**


Pattern Includes:  
Strappy Top and Sweatpants

Skill level: Easy

Step-by-Step PDF Sewing Pattern and Instructions for 18" dolls

Copyright © 2014 Doll Tag Clothing

Doll Tag Clothing



**Wrap Pants and Bikini Top**

PDF Sewing Pattern and Instructions for 18" Dolls

Skill level: Intermediate

Copyright © 2014 Doll Tag Clothing



**Doll Tag Clothing**

## Summer Breeze

Play with color to create this fun top

Variations Included:  
Sleeves or Sleeveless

5 Hem finishes



PDF sewing pattern for 18" dolls

Skill Level: Intermediate

**Doll Tag Clothing**

## Slantwise Ruffles

3 Sleeve length options:  
Short, 3/4 and Long



sewing pattern for 18" dolls

Step-by-Step pattern and instructions

**Doll Tag Clothing**

## SUMMER SKIRT



PDF Sewing Pattern and Instructions for 18" dolls & Karito Kid®

Skill Level: Easy

**Doll Tag Clothing**

## Sporty Shorts

Boardshorts & Athletics Shorts

2 Short Variations  
2 Length Options  
Pockets or without



Skill Level: Easy to Intermediate

PDF Sewing Pattern and Instructions for 18" Dolls

**Doll Tag Clothing**

## KARATE UNIFORM

Jacket, Pants & 2 Belt Options  
Bonus: Kick Pad



Skill Level: Easy  
Kick-Pad Is Intermediate

Step-by-Step PDF Sewing Pattern and Instructions for 18" dolls

Copyright © 2019 Doll Tag Clothing

**Doll Tag Clothing**

## BALLET CLASS

Pattern Includes:  
Basic leotard pattern - closed back -  
Tulle Skirt  
Knitting Pattern for Leg Warmers



Skill Level: Easy

Step-by-Step PDF Sewing Pattern and Instructions for 18" dolls

Copyright © 2014 Doll Tag Clothing

**Doll Tag Clothing**

## Dress Me Up Neck Attire

Instructions Includes:  
a Necktie  
a Bow Tie  
Scarf Tutorial



Skill Level: Easy

PDF Sewing Pattern and Instructions for 18" dolls

**Doll Tag Clothing**

## Dress me up Corset

Accessorize a Costume  
Steampunk or Pirate

Pattern Includes:  
Corset with Straps  
Corset belt - Strapless



Aviator Goggles tutorial included

Skill Level: Intermediate

Step-by-Step PDF Sewing Pattern and Instructions for 18" dolls

Copyright © 2014 Doll Tag Clothing

**Doll Tag Clothing**

## SUPERHERO

PDF SEWING PATTERN AND INSTRUCTIONS FOR 18" DOLLS



Skill Level: Intermediate


Copyright © 2014 Doll Tag Clothing

**Doll Tag Clothing**

## Santa Claus

Skill Level: Easy / Intermediate

Pattern Includes:  
Jacket  
Pants  
Hat  
Belt  
Beard



Step-by-Step PDF Sewing Pattern and Instructions for 18" dolls

Copyright © 2015 Doll Tag Clothing

**Doll Tag Clothing**

## Mermaid Tale

WOVEN OR STRETCH FABRIC

Mermaid Tail with Bikini Top

2 Waistline Options:  
Plain  
Princess Panniers



Skill Level: Easy

Step-by-Step PDF Sewing Pattern and Instructions for 18" dolls

Copyright © 2018 Doll Tag Clothing

**Doll Tag Clothing**

## Simply Tights

Tights with a back seam for dance, fun or elegant dress!



Skill Level: Easy

For knit and stretch fabrics

Step-by-Step PDF Sewing Pattern and Instructions for 18" dolls

Copyright © 2015 Doll Tag Clothing



## SEWING PATTERNS for 16 to 18 inch DOLLS

 <p><b>SLUMBER SLIPPERS</b></p> <p>Step-by-Step PDF Sewing Pattern and Instructions</p>  <p>Soft Sole Slippers to fit 16 - 18 inch Dolls such as American Girl®, Bitty Baby®, Karito Kids®, Magic Attic Club™, Carpatina, Kidz 'n' Cats, Our Generation</p> <p>Skill level: Easy</p>	 <p><b>SPORTY BAG</b></p> <p>Skill level: Intermediate</p>  <p>Step-by-Step PDF Sewing Pattern and Instructions for 18" dolls</p>	 <p><b>Mesh Book Carry Bag</b></p> <p>PDF Sewing pattern to make a fun bag for your doll to carry her books and magazines!</p>  <p>Step-by-Step pattern and instructions</p>	 <p><b>SQUARE CHAIR</b></p> <p>Skill level: Easy</p>  <p>Pattern Includes: Chair and Cushion</p> <p>Step-by-Step PDF Sewing Pattern and Instructions for 16 - 18" dolls</p>
 <p><b>PATCHY BEANBAG</b></p> <p>Pattern Includes: Patched Beanbag and Plain Beanbag</p>  <p>Skill level: Easy to Intermediate</p> <p>Step-by-Step PDF Sewing Pattern and Instructions for 14 - 18" dolls</p>	 <p><b>Round Chair</b></p> <p>Pattern Includes: Chair and Cushion</p> <p>Skill level: Easy</p>  <p>Step-by-Step PDF Sewing Pattern and Instructions for 16 - 18" dolls</p>		

## KNIT and CROCHET PATTERNS for 18 inch SOFT BODY DOLLS

 <p><b>Funfair</b></p>  <p>Skill level: Intermediate</p> <p>- Dress and Crop Top - 2 Sleeve Options - 3 Lace Edge Options</p> <p>PDF Knitting Pattern for 18" dolls</p>	 <p><b>Cable Shrug</b></p>  <p>Skill level: Intermediate</p> <p>PDF Knitting Pattern for 18" dolls</p>	 <p><b>Comfy Cables</b></p>  <p>Skill level: Intermediate</p> <p>PDF Knitting Pattern for 18" dolls</p>	 <p><b>WINTER WARMTH</b></p>  <p>Skill level: Intermediate</p> <p>Pattern Includes: Long or Short Sleeve Cable Sweater</p> <p>PDF Knitting Pattern for 18" dolls</p>



Doll Tag Clothing

## Snuggle UP



Sweater and Beanie Hat

Skill Level: Intermediate

PDF Knitting Pattern for 18" Dolls

Doll Tag Clothing

PDF Knitting Pattern for 18" dolls



Bonus: Beanie Hat Pattern Included

## Cloudy Day

Sweater with 3 Variations:  
1. With Hoodie  
2. With Collar  
3. Flat Neckline

Skill Level: Intermediate

Copyright © 2015 Doll Tag Clothing

Doll Tag Clothing



## Globetrotter

Sweater in 2 Lengths

Skill Level: Intermediate

PDF Knitting Pattern for 18" dolls

Doll Tag Clothing

PDF Knitting Pattern for 18" dolls



## Ballet Sweater


Skill Level: Intermediate

Pattern Includes Wrap sweater Ballet booties Legwarmers

Copyright © 2014 Doll Tag Clothing

Doll Tag Clothing

## School Sweater



Pattern Includes: School Sweater and Sweater Vest Knitted Scarf Instructions Included

Skill Level: Intermediate

PDF Knitting Pattern for 18" dolls

Doll Tag Clothing

PDF Knitting Pattern for 18" dolls



Skill Level: Intermediate

## Sweater Tunic

Pattern Includes: 3 Different Tunic Variations Loose SLEEVES to Accessorize

Doll Tag Clothing

## EASY KNIT SWEATER

Pattern Includes Sweater Pants



Skill Level: Beginner

PDF Knitting Pattern for 18" dolls

Doll Tag Clothing

## hoodie skoodie

All in One - Scarf and Beanie with Working Pockets

Skill Level: Easy to Intermediate

Creative Knitting Stitch that is Easy to Knit

PDF Knitting Pattern for 18" dolls

flower pattern NOT included

Doll Tag Clothing

## Slouch Skoodie

All in One - Scarf and Beanie with Working Pockets

Skill Level: Easy to Intermediate

Creative Knitting Stitch that is Easy to Knit

PDF Knitting Pattern for 18" dolls


Copyright © 2014 Doll Tag Clothing

Doll Tag Clothing

## CRITTER BEANIES

Instructions to knit 4 Critter Beanies to fit 18" Dolls

Skill Level: Easy to Intermediate



Doll Tag Clothing

## Animal Beanies

Instructions to crochet Animal Earlap Beanies to fit 18" Dolls

Skill Level: Easy



Mouse Bear Bunny Bee Cat Frog

Doll Tag Clothing



beanie crochet pattern for 18" dolls

## Cozy Winter BEANIE

**FREE PATTERN**



# SEWING PATTERNS for "Other" DOLL SIZES

<p><b>Strawberry Patch</b></p> <p>Step-by-Step PDF Sewing Pattern and Instructions for 18" Slim dolls</p> <p>Includes: Top and Pants</p> <p>Skill Level: Easy</p>	<p><b>Strawberry Patch</b></p> <p>Step-by-Step PDF Sewing Pattern and Instructions for 14" dolls</p> <p>Includes: Top and Pants</p> <p>Skill Level: Easy</p>	<p><b>Strawberry Patch</b></p> <p>Step-by-Step PDF Sewing Pattern and Instructions for 12" Lalaloopsy Dolls</p> <p>Includes: Top and Pants</p> <p>Skill Level: Easy</p>
---	--	---



<p><b>Sunny Days</b></p> <p>Step-by-Step Pattern and Instructions</p> <p>2 Patterns included: Top &amp; skirt</p> <p>sewing pattern for 14" dolls like: Hearts for Hearts™ Corolle Les Cheries Groovy Girls</p>	<p><b>Strawberry Patch</b></p> <p>Step-by-Step PDF Sewing Pattern and Instructions Designed to fit Disney® Animator Dolls</p> <p>Includes: Top and Pants</p> <p>Skill Level: Easy</p>	<p><b>Slumberland</b></p> <p>Step-by-Step PDF Sewing Pattern and Instructions Designed to fit Disney® Animator Dolls</p> <p>Includes: Top or Dress and Pants</p> <p>Skill Level: Easy</p>	<p><b>Spring Blossom</b></p> <p>Step-by-Step PDF Sewing Pattern and Instructions Designed to fit Disney® Animator Dolls</p> <p>Includes: Dress or Top</p> <p>Sleeves or Sleeveless</p> <p>Skill Level: Easy / Intermediate</p>
---	---	---	--



<p><b>ARMY COMBAT UNIFORM</b></p> <p>Step-by-Step PDF Sewing Pattern and Instructions Designed to fit Disney® Animator Dolls</p> <p>Includes: Jacket, Pants, Casual 3/4 Pants, Patrol Cap</p> <p>Skill Level: Intermediate</p>	<p><b>Heartwarming Pajamas</b></p> <p>Step-by-Step PDF Sewing Pattern and Instructions Designed to fit Disney® Animator Dolls</p> <p>Includes: Pajama Jacket - 2 sleeve lengths, Pants or Shorts</p> <p>Skill Level: Easy</p>	<p><b>Mermaid Tale</b></p> <p>Step-by-Step PDF Sewing Pattern and Instructions Designed to fit Disney® Animator Dolls</p> <p>Includes: Mermaid Tail with Bikini Top, 2 Waistline Options: Plain, Princess Panniers</p> <p>Woven or Stretch Fabric</p> <p>Skill Level: Easy</p>	<p><b>Simply a Skirt</b></p> <p>Step-by-Step PDF Sewing Pattern and Instructions Designed to fit Disney® Animator Dolls</p> <p>Skill Level: Beginner</p>
--	---	--	--

			<p><b>FREE PATTERN</b></p>
--	--	--	----------------------------



# FREE PATTERNS FOR DOLLS

**Doll Tag Clothing**




**Simple Ruffle Dress**

Step-by-Step PDF Sewing Pattern and Instructions Designed to fit 18" dolls such as American Girl®

Skill level: Easy to Intermediate

Use Pre-ruffled Fabric or Make your own Ruffles from Trims

**Doll Tag Clothing**




**Simply a Skirt**

Skill level: Beginner

PDF Pattern and Instructions to Sew a Skirt

**Doll Tag Clothing**




**Sew Basic Mini Skirt**

Step-by-Step PDF Sewing Pattern and Instructions for 18" dolls

Skill level: Beginner

**Doll Tag Clothing**



PDF Sewing Pattern for 18" Dolls

Skill level: Easy

**Safari Hat**

Step-by-step pattern and instructions

**Doll Tag Clothing**




**"With Love from Gran"**

A Rectangle Crochet Blanket for Dolls

PDF Crochet Pattern and Instructions for 18" Dolls

Skill level: Easy

**Doll Tag Clothing**



**Beginner Knit Sweaters**

knitting pattern for 18" dolls

easy knit pattern for beginners

Instructions to knit 4 variations

**Doll Tag Clothing**




Knitting pattern for 18" (45cm) girl dolls

Skill level: Easy

**LEGGINGS**

Free pattern from [www.dollplaysa.com](http://www.dollplaysa.com)

**Doll Tag Clothing**



PDF pattern and tutorial to create Felt Booties & Slippers for 12" Lalaloopsy doll

**Lalaloopsy Footsies**